

Completing the Pre-check form

Version 1.0 - 16 Sep 2020 – Initial version

Version 1.1 - 20 Sep 2020 - Updated with Destination States for San Pedro & Tegucigalpa. Correct reversed images for Pre-check and Affidavit.

Version 1.2 – 7 Nov 2020 – Updated pre-check submission page and link to Affidavit.

Go to <https://prechequeo.inm.gob.hn/Login>

Getting Started

This site works best with Chrome, Microsoft Edge or Mozilla Firefox. Mac users have reported issues with the site not working. Internet Explorer and Safari on Android mobile devices have issues. If you have an issue with any other device or browser, try using Google Chrome and failing that, try another device.

If using a PC, select English on the home page.

If you don't see this option, use Google Chrome and right click anywhere on the screen and select "Translate to English".

If neither of these work, use Google Translate <https://translate.google.ca/?hl=en&tab=TT>

Screenshots included here use the English option which, by default, gives you the translation (except for the dropdowns).

Tip: Don't change language midway through the form; it will erase everything you have entered.



- You can register for a new account at any time.
 - If you have registered with the Immigration ALAM system for a Tourist Visa extension or Residency renewal, this is a different account. You need to register again.
- You can only fill out the pre-check form within 48 hours of leaving
 - Date of your flight must be same day you fill out the form, the next day or the day after. E.g. If flying Sat, Sep 26, you must fill out the form on Sep 24, 25 or 26.
 - Date of Departure from country of Origin – cannot enter a date beyond tomorrow's date
- A form must be completed each time you enter or leave Honduras.
- Forms for each family member can be created within the same account.
- *Tip:* For dropdown lists, type the first few letters of the word you want to select and a list of matching words will be displayed.

1. Register a new account

	<p>Correo Electrónico – email address Contraseña – password Click "Sign up now"</p>
--	---

create your account
 Register to start using the pre-check portal of the National Institute of Migration of Honduras. All fields are required.

Email
 Ingrese correo electrónico

Full name
 Ingrese nombre completo

Password
 Ingrese su contraseña

Confirm Password
 Ingrese su contraseña

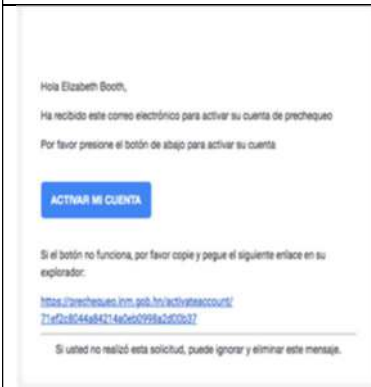
Verification code
 epcst

Show another code
 Enter the code

to register

Correo Electrónico – Email
 Nombre Completo – Full name
 Contraseña – Password
 Confirmar Contraseña – Confirm Password
 Código de Verificación: Verification code

Click the blue “Register” box.
 Check your inbox for an email.



← Sample email
 Click on the blue box ‘activar mi cuenta’. If that doesn’t work, use the web site link.



Click on the light green box ‘Regresar’.

INSTITUTO NACIONAL DE MIGRACION

Welcome back
 Login to continue

Email
 Ingrese su nombre de usuario

Password
 Ingrese su contraseña

Log in

[Forgot your password?](#)

Sign in with the email and password that you registered with. Click on Log in.

2. Create the Pre-check Form

The screenshot shows the 'Prechequeo' system interface. At the top, there are navigation links for 'Inicio' and 'Nuevo prechequeo'. Below this, there is a section for 'Current pre-checks' with 'Entry: 0' and 'Exit: 0'. A red circle highlights the 'Nuevo prechequeo' button.

Select the “+” sign for New Pre-check or Nuevo pre chequeó

Trip Information

The screenshot shows the 'Create your pre-check now' form. It has three dropdown menus: 'Select your origin country', 'Select your destination country', and 'What's your nationality?'. A 'Continue' button is at the bottom right.

Tip: When selecting a value from a dropdown list, type in the first few letters and a shortlist of matches will appear.

Select your country of origin

If you are coming to Honduras:

- For USA, type “Estad” and Select “Estados Unidos de Norte América”
- For Canada, select “Canada”
- For UK, Select “Reino Unido”

If you are leaving Honduras, select “Honduras”

Select your Destination

If you are coming to Honduras, select “Honduras”

If you are leaving Honduras, select your final destination:

- For USA, type “Estad” and Select “Estados Unidos de Norte América”
- For Canada, select “Canada”
- For UK, Select “Reino Unido”

What's your nationality?

- For US, Select “United States”
- For Canada, select “Canada”
- For UK, Select “Reino Unido”

Click “Continue”

The screenshot shows the 'Trip Information' step of the pre-check form. It includes fields for:

- Type of transport: AEREO
- Travel date: 13/09/2020
- Travel time: 12:00
- Destination State: ISLAS DE LA BAHIA
- Immigration office: ROATAN AEROPUERTO
- Travel reason: TURISMO
- Destination City: ROATÁN
- Transport company: AMERICAN AIRLINES
- Destination Address: Pristine Bay
- Stay (in days): 32
- Flight number: 9453

 A 'Continue' button is at the bottom.

Medio de transporte / Type of transport
 Delegación/Immigration Office

- Roatan = Roatan Aeropuerto (or Roatan Airport)
- San Pedro Sula = La Mesa (or Table)
- Tegucigalpa = Toncontin
- Goloson = La Ceiba

Empresa de transporte / Transport Company
 Numero de vuelo / Flight number

Fecha de viaje / Travel date
 Hora de viaje / Travel time (departure time)
 Motivo de viaje/Travel reason
 Tourism – turismo
 Dirección prevista / Destination Address
 This has to be min. of 15 characters so add Bay Islands if needed

Departamento que visita/Destination State
 This will be your final destination state and city e.g. If travelling via San Pedro to Roatan, put Islas de la Bahia and Roatan

- Bay Islands - Islas de la Bahía

Municipio que visita – Destination City
 Tiempo de estadía (días) / Stay (in days)

Personal Information (entry only)

Origin country : ARUBA | Destination country : HONDURAS | Nationality : ARUBA

List of travel documents you have registered. Select the one you will use on this trip, if not, fill in all the fields that are requested below

Document information

* Document type
PASAPORTE

* Issuing country
ESTADOS UNIDOS DE NORTE AMERICA

* Document number
2223334444

* Expiration date
01/01/2030

Personal information

* Name
Mickey

* Lastname
Mouse

* Date of birth
01/01/1960

* Gender
MASCULINO

* Country of birth
ARUBA

* Country of resident
ESTADOS UNIDOS DE NORTE AMERICA

* Profession or occupation
RETIRADO

* Personal phone number
2223334444

* Personal e-mail
mickey@disney.com

List of travel documents you have registered. Select the one you will use on this trip, fill in all the fields that are requested below.

(If you completed any pre-check(s) previously, you will find it here).

Document Type – Pasaporte

Issuing Country – USA = *Estados Unidos de Norte América*

Document number – Enter Passport number

Expiration date - Enter passport expiration date; format is MM/DD/YYYY or pick from the calendar.

Tip: Click on the dropdown for the calendar, select month and year top centre, then select year to get list of years

The image shows three calendar dropdowns. The first shows the month 'octubre de 2020' selected. The second shows the year '2020' selected. The third shows a range of years from 2019 to 2030, with 2020 highlighted.

Date of birth – see tip above. Click left arrow on last image to go to years prior to 2019.

Country of birth – USA = *Estados Unidos de Norte América*

Country of Resident – USA = *Estados Unidos de Norte América*

Profession or Occupation:

- Retired – retirado
- Use Google translate to find your occupation <https://translate.google.ca/?hl=en&tab=TT#view=home&op=translate&sl=auto&tl=es>

Personal Phone Number: Numeric only

Health Surveillance Form (entry only)

Travel information	Health information	Additional Information
* Date of departure from the country of origin <input type="text"/>	Signs and symptoms <input type="checkbox"/> Fever <input type="checkbox"/> Cough <input type="checkbox"/> Shortness of breath	* Have you visited other countries in the last 3 months? <input type="text"/>
* City of residence <input type="text"/>	Other Signs and Symptoms <input type="text"/>	* Specify cities visited <input type="text"/>
Mark the last cities that have made a stopover <input type="text"/>	* Are you pregnant? <input type="text"/>	Additional observation or comment <input type="text"/>
Seat number <input type="text"/>	* Weeks of gestation? <input type="text"/>	In case of emergency please contact:
* Travel with a family member <input type="text"/>	Current temperature (degrees Celsius) <input type="text"/>	Full name <input type="text"/>
* People traveling with you <input type="text"/>	* Have you had contact with people with symptoms (coronavirus)? <input type="text"/>	Telephone <input type="text"/>
* Expected date to leave the country <input type="text"/>	* Contact date <input type="text"/>	Email <input type="text"/>
	* Current health condition <input type="text"/>	

Date of Departure – *date you will leave country you are currently in. Latest date you can enter is tomorrow. Select the closest date you can if you don't see the actual date you are leaving.*

City of residence - *city or town you currently reside in*

Connecting countries – *If not flying direct to Honduras, select countries you will travel through.*

- USA = Estados Unidos de Norte America (scroll down to countries beginning with “U”) or click on the dropdown arrow and then the magnifying glass and type “Estados”

Seat number - *If unknown, enter 00*

Are you travelling with other family members?

- Yes = Si, No = No

People traveling with you? *Enter names of the people traveling with you*

Expected date to leave the country

- For those entering the country, date you expect to leave Honduras


Click “Continue” to bring you to the summary screen. Review to ensure the data is correct.

- **Note:** Passport expiry date (fecha de vencimiento) displays as without data (sin dato) even if you entered it correctly.

Affidavit (entry only)

Regional Affidavit

Creation of pre-check



Completed

Pre-check successfully saved

Create new pre-check

Create Regional Affidavit of the Traveler

Every traveler who arrives or leaves the country by an authorized route must present the traveler's regional affidavit. In the case of a family group, understanding as such only the husband, wife and children under 21 years of age, a single declaration will be made in cases where the family group includes children over 21 years of age, they must fill out their own declaration separately.

If entering Honduras, you must also complete the Affidavit for each person. (It says one for a husband and wife and children under 21, but it then asks for one for each person who submits a pre-check form).

Access this from by clicking on the red icon “Create Regional Affidavit of the Traveler” This form does not need to be printed.

Customs sworn declaration form

Traveler's name	Travel date
Surnames	08-11-2020
Birthdate	Country of origin
	CANADA
	Destination country
	HONDURAS

* Number of family members traveling with you	* Have you enjoyed tax exemption in the last 6 months?	* Do you carry or bring live animals, plants, food products or derivatives of any of these?
<input type="text"/>	<input type="text"/>	<input type="text"/>
* Amount of luggage traveling with you	* Amount of unaccompanied baggage	* Do you carry or bring chemicals, pharmaceuticals, toxic substances or waste, weapons, ammunition or explosives?
<input type="text"/>	<input type="text"/>	<input type="text"/>
* Do you carry or bring with you cash or monetary values, securities, objects, precious metals or a combination of these for a value equal to or greater than US \$ 10,000.00 or its equivalent?		
<input type="text"/>		
* Do you carry or bring goods other than luggage?		
<input type="text"/>		

save

Number of members travelling with you

Amount of luggage travelling with you – Enter # of checked and carry-on bags

Have you enjoyed a tax exemption in the last 6 months – No, unless it applies

Amount of unaccompanied baggage – If none, enter zero.

Did you carry or bring live animals, plants, food products or derivatives of any of these? Answer accordingly

Do you carry or bring chemicals, pharmaceuticals, toxic substances or waste, weapons, ammunition or explosives – Answer accordingly.

Do you carry of bring with you cash or monetary values, securities, objects, precious metals or a combination of these for a value equal to or greater than \$10,000 USD or its equivalent? Answer accordingly

Do you carry or bring goods other than luggage? Answer accordingly

Note: If you delete your pre-check form for any reason, it will automatically delete the associated Regional Affidavit for that person.

Honduras Affidavit

✓ Current pre-checks Entries : 0 Outputs : 0	Historical pre-checks Entries : 4 Outputs : 2	Affidavit Honduras ⇒ Fill out form from here
--	---	--

Welcome to the digital platform of the National Migration Institute of Honduras. Using our system you will be able to streamline your immigration process when you appear at the authorized ports of entry and exit of the country. Please read the instructions carefully and complete the information with truthful information. Remember that the data provided in this platform does not represent the authorization of entry and / or exit from the country, the entry or exit of the country is subject to the immigration interview carried out in the border ports of the country

Until confirmed it's no longer required, complete the form in the red box as well. Note this form requires you to upload a copy of the photo page of your passport.

This page does not need to be printed.

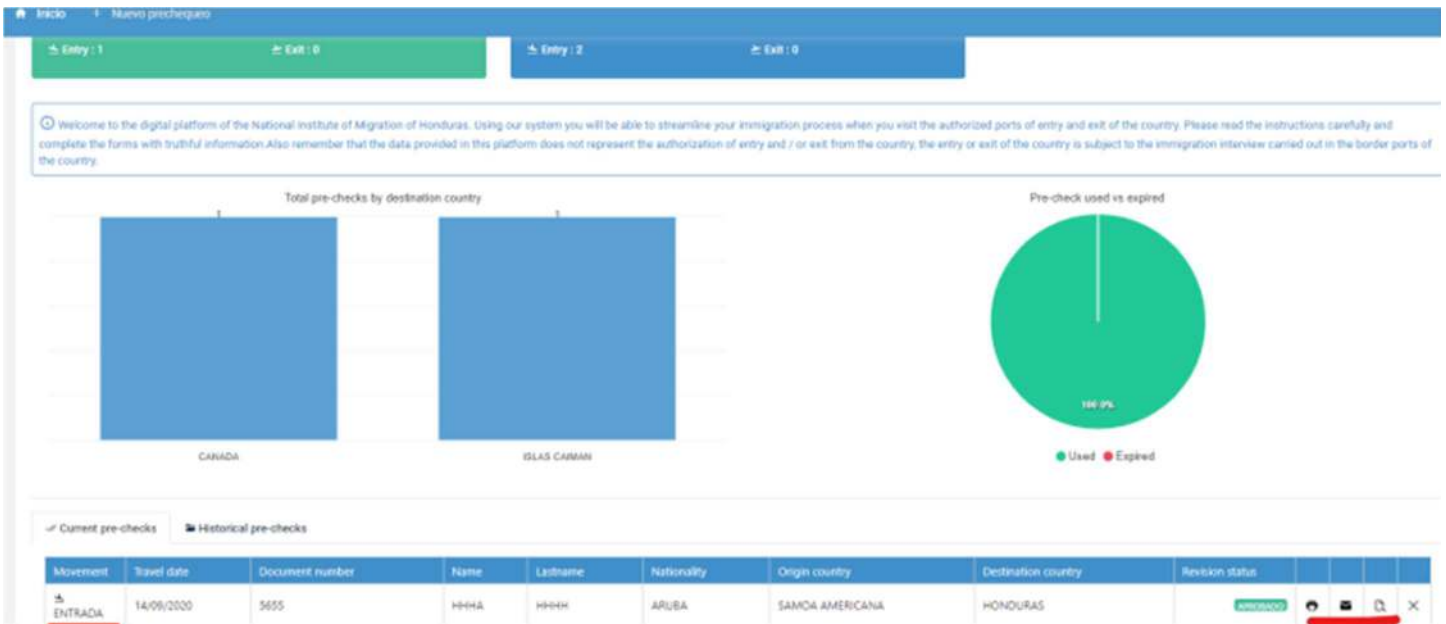
You will **not** receive a copy or email confirmation once submitted.

Printing your Pre-Check

Once saved, it will appear on the home page of the Immigration website.

Get here by hitting the small home icon top left →

Inicio



Ensure it shows as “entrada” if you are entering Honduras, “salida” if you are leaving.

The 4 icons red lined on the right allow you to print, email, modify and delete the form.

Print out a copy for each person; highlight your name, date of flight and pre-check number.

Note:

You must have a copy for entry into Honduras. The check-in agent is required to see a copy of this and your COVID test results.

If you are **leaving** Honduras and are unable to print a copy, you will still be allowed to board.